



Qobo Series Course

Section 2:
《The Great Wall of China》

Curriculum objectives

Knowledge and skills

1. Learn new cards: start card, ending card, and advance card
2. Understand the construction of the Great Wall

Process and methods

1. Through story guidance, enhance the concentration skills of students
2. Through observe the Great Wall picture, cultivate children's ability to observe and recognize

Emotional attitude and values

1. Nourish children to have a brave spirit and optimistic life attitude.

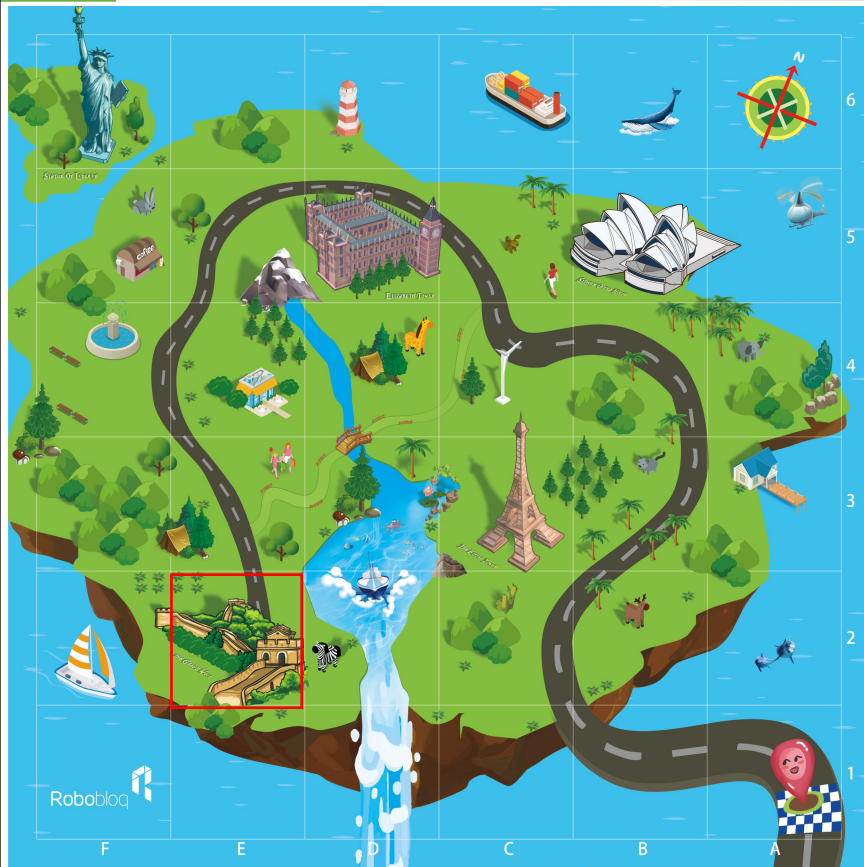
Curriculum introduction

The world is colorful and all-embracing. Historical remains and great architecture contain the wisdom of human civilizations. Let us fulfill Qobo's dream to travel around the world to explore the secrets of the earth and witness the great architecture.



Roboblog

Curriculum introduction



The first destination of Qobo's world travel is the Great Wall. Children, do you know the story of the Great Wall?



Curriculum introduction



The Great Wall is located in the north of China. Constructed in the high mountains and lofty hills, it was the line of defense that resisted other nationalities' break-in into ancient China.



Roboblog



Curriculum introduction




As there were no telephones and telegram, when enemy encroached, to send military situation rapidly, people started to set beacon tower in all commanding elevations. Once people found foeman encroaching, they would fire to generate smoke as a warning signal. After they saw the smoke, the people would mobilize troops and horses immediately to resist the enemy.

Curriculum introduction



After learning about the Great Wall, we will set out! Qobo tells us that he needs "start" card and "end" card if he wants to reach the Great Wall.

Card explanation



Game mode start card
when Qobo is on the card,
he will activate the
blockade-breaking mode
and move one step
forward.

End card:
When Qobo is on the
card, stop action, and
say happily: "find
jewel eventually."




Qobo will set out at
the start card and
stop at the end card.




Card explanation

Advance card:

When Qobo is on the card, it moves one step forward



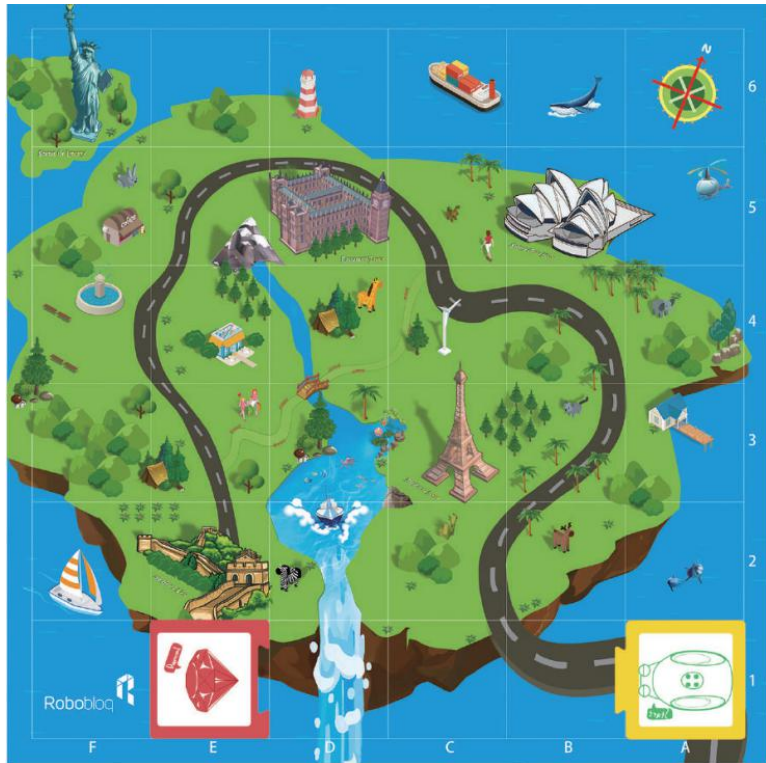
The method to connect the cards



In order to move better, the cards need to be connected mutually.



Hands and Brains



Qobo wants to reach the bottom of the Great Wall, but can only use the advance card to reach the destination. Children, think about how to place the advance card to help Qobo reach the Great Wall?

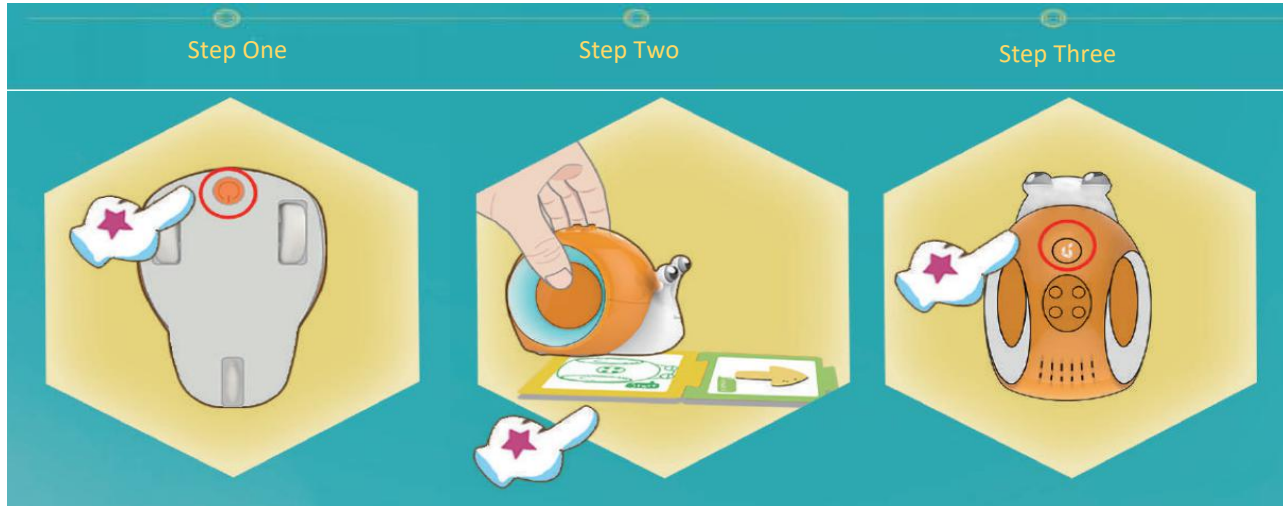
Hands and Brains

We found three advance cards and connected them with the start card and the end card in turn. Remember that each card needs mutual occlusion to reach the Great Wall smoothly.



Hands and Brains

Let's put the cards in place and turn on the Qobo switch to see if we can reach our destination successfully.




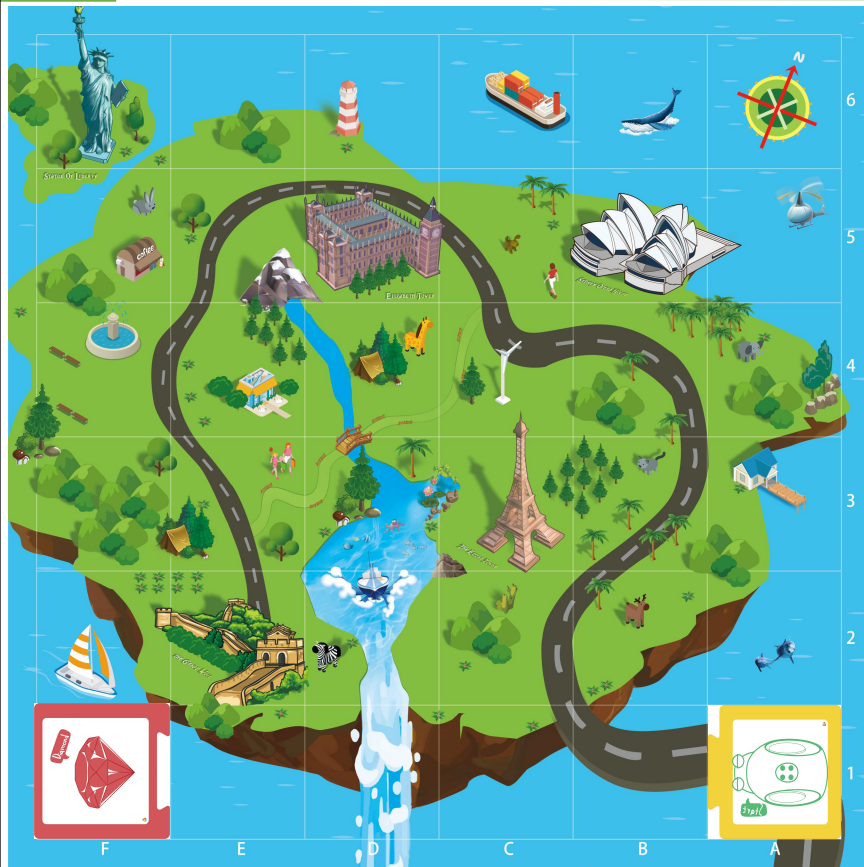
Press the switch on the Qobo bottom for a long time

Put start card

press start button **Roboblog**




Task challenge



Children, if Qobo wants to reach a place farther than the Great Wall, how do we place the card to reach that destination?

After-class share



Qobo has reached the Great Wall successfully with the help of cards. Children, can you tell which cards did you learn today? And what is the function of each of them? Share the movement process that helped Qobo reached the Great Wall

Copyright information

The copyright of this material belongs to our company. Unauthorized dissemination or plagiarism will be investigated and legal responsibility will be affixed. The company has the final right of interpretation.

Company: Robobloq Co., Ltd

Address: Room 208, Building B53, Zhongchuang Industrial park, Liuxian Avenue, Taoyuan Street, Nanshan District of Shenzhen

E-mail: hello@robobloq.com

Telephone: + 86-0755 -26926929

Website: <http://www.robobloq.com>

